



SUBMINIATURE POWER RELAYS

Single-Pole , 10Amp , PC Board

JQC-3FF



- UL / CUR File No.E170653
- TUV Certificate No. R 2034012
- CQC CQC 03001002865
- SPST-NO & DPDT configuration
- Standard PC layout
- Sealed version available

■ CONTACT DATA

Arrangement	1 Form A	1 Form C
Initial Contact Resistance Max. (at 1A 24VDC)	100m	100m
Contact Material	Silver Alloy	Silver Alloy
Contact Rating (Res. Load)	15A 125VAC	10A 277VAC/24VDC
Max. switching voltage	250VAC/30VDC	250VAC/30VDC
Max. switching current	15A	
Max. switching power	2770VA 240W	2770VA 240W
UL/CUR rating	15A 125VAC 10A 277VAC 12A 120VAC TV-5 120VAC	10A 120VAC 10A 277VAC
TUV rating	12A 125VAC	5A 250VAC
Expected Life min. operations	Mechanical Electrical	1X10 ⁷ OPS 1X10 ⁵ OPS

COIL

Nominal coil power	360mW	360mW
--------------------	-------	-------

■ characteristics

Initial Insulation Resistance	100 M 500VDC
Dielectric Strength Between coil and Contacts	1500Vrms 1 minute
Between open contacts	750Vrms 1 minute
Surge Voltage between Contacts and coil	No
Operate time (at nomi. Vot.)	10ms
Release time (at nomi. Vot.)	5ms
Temperature rise (at nominal voltage)	60
Shock Resistance	Functional Destructive
	98m/s ² (10g) 980m/s ² (100g)
Vibration Resistance	1.5mm 10 to 55Hz
Humidity	35% to 85% RH
Ambient temperature	-40 to 70
Termination	PC
Unit weight	10g
Construction	Sealed & Unsealed

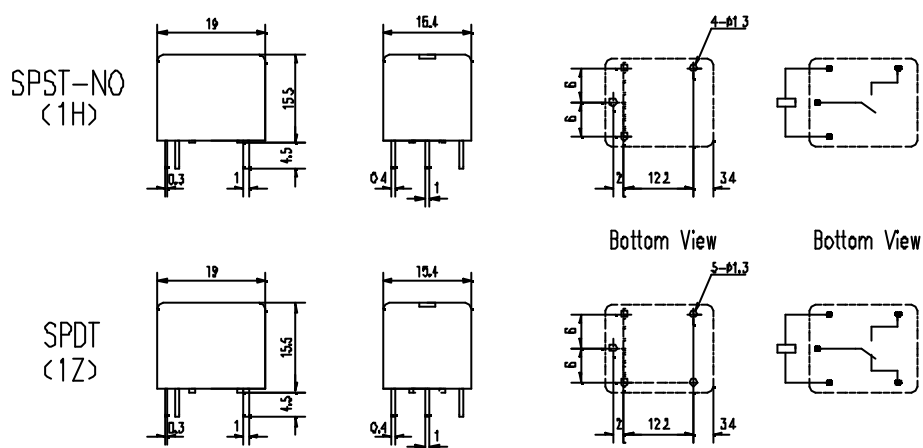
Coil Specifications

Nominal Voltage VDC	Pick-up Voltage VDC	Drop-out Voltage VDC	Max. allowable Voltage (at 20°C)	Coil Resistance Tolerance: ± 10%
5	3.8	0.5	6.0	70
6	4.5	0.6	7.2	100
9	6.8	0.9	10.8	225
12	9.0	1.2	14.4	400
18	13.5	1.8	21.6	900
24	18.0	2.4	28.8	1600
48	36.0	4.8	57.6	6400

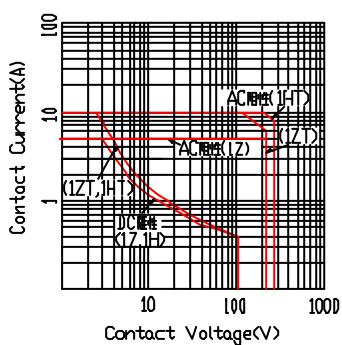
ORDERING INFORMATION

JQC-3FF	/	OXX	-	1Z	S	T
Basic Designation						
Coil Voltage: 3, 5, 6, 9, 12, 18, 24, 48						
Contact Arrangement: 1H: SPST-NO; 1Z: SPDT						
Enclosure: S-sealed (IP67) Nil-unsealed						
Contact material: T-AgSn Nil-AgNi10						

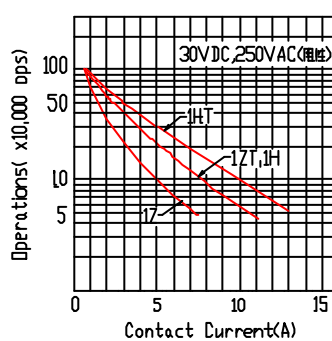
OUTLINE DIMENSIONS , WIRING DIAGRAM AND PC BOARD LAYOUT



Maximum Switch Power



Life Curve



Coil Temperature Rise

