

Origami Pattern - Waterbomb

Options

Mountain creases

Valley creases

Edge

Vertices

First line:

- Regular waterbomb
- Magic ball

Last line:

- Regular waterbomb
- Magic ball

Shift phase?

Number of lines

8 - +

Number of columns

16 - +

Length of grid square

10,000 - +

mm

"Waterbomb tessellation" creates a simple tessellation pattern repeating the Waterbomb base, with a half-step phase shift between each line. The Magic ball is a different design that inverts both the upper half of the first line and the bottom half of the last line.

Options

Mountain creases

Valley creases

Edge

Vertices

Draw mountains?

Dashed strokes?

Mountain dash + gap length

1,00 - +

Mountain dash duty cycle

0,50 - +

Width of mountain strokes

0,1 - +

RGB

HSL

HSV

CMYK

Wheel

CMS

R:



255 - +

G:



0 - +

B:



0 - +

A:



100 - +



RGBA: ff0000ff

Options Mountain creases **Valley creases** Edge Vertices

Draw valley?

Dashed strokes?

Valley dash + gap length 1,00 - +

Valley dash duty cycle 0,25 - +

Width of valley strokes 0,1 - +

RGB

HSL

HSV

CMYK

Wheel

CMS

R:  0 - +

G:  0 - +

B:  255 - +

A:  100 - +



RGBA: 0000ffff

Live preview

Close

Apply

Options Mountain creases Valley creases **Edge** Vertices

Draw edges?

Edges as single path?

Dashed strokes?

Edge dash + gap length 1,00 - +

Edge dash duty cycle 0,25 - +

Width of edge strokes 0,1 - +

RGB

HSL

HSV

CMYK

Wheel

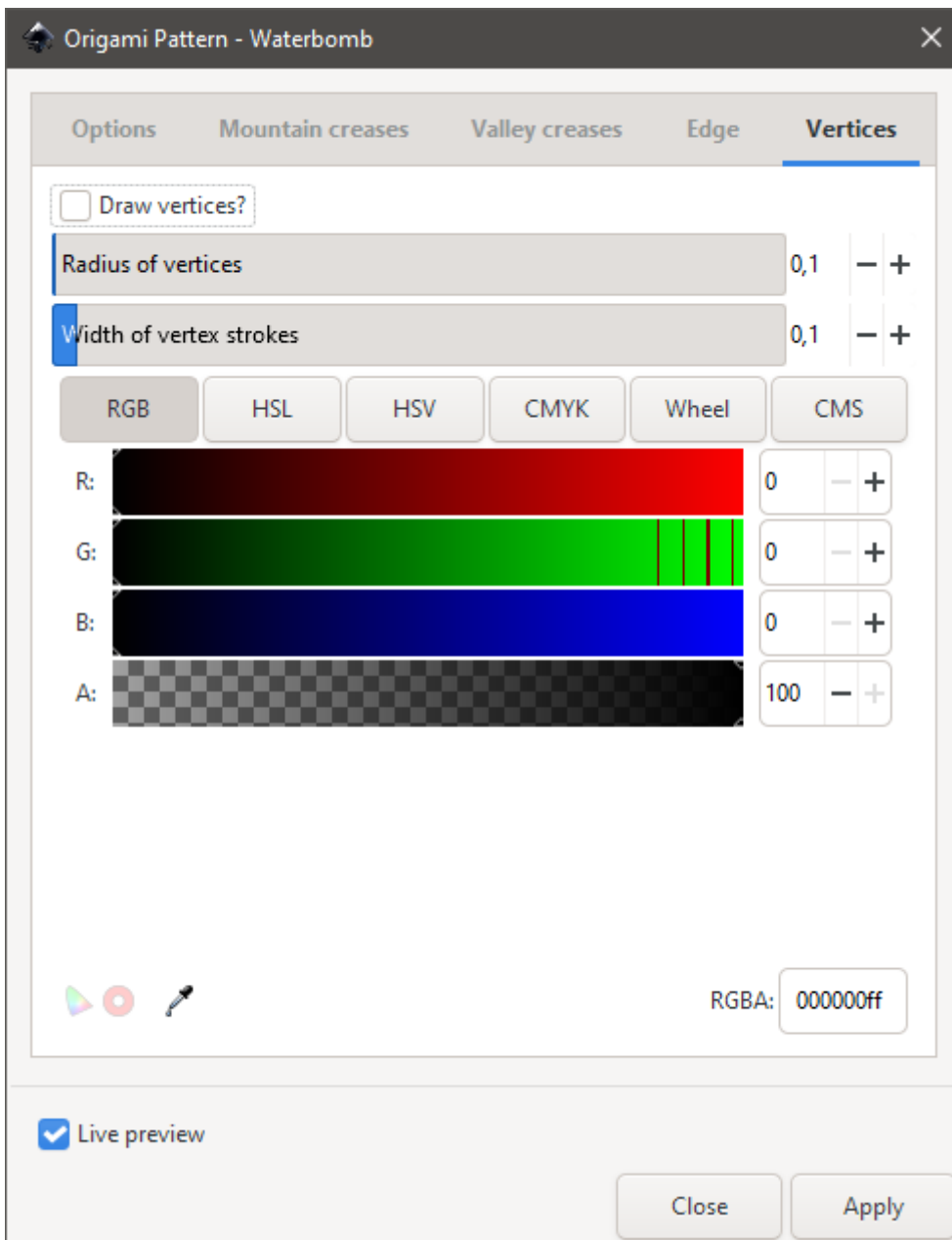
CMS

R:  0 - +


G:  0 - +


B:  0 - +

A:  100 - +



Example Output





Version #1

Erstellt: 2025-05-24 15:05:48 CEST von Mario Voigt

Zuletzt aktualisiert: 2025-05-24 15:06:27 CEST von Mario Voigt